

CANAGOLD

**BUILDING ONE OF THE WORLD'S HIGHEST GRADE
GOLD-ANTIMONY MINES**



CORPORATE PRESENTATION

Q1 2026 | TSX: CCM | OTC-QB: CRCUF

Disclaimer

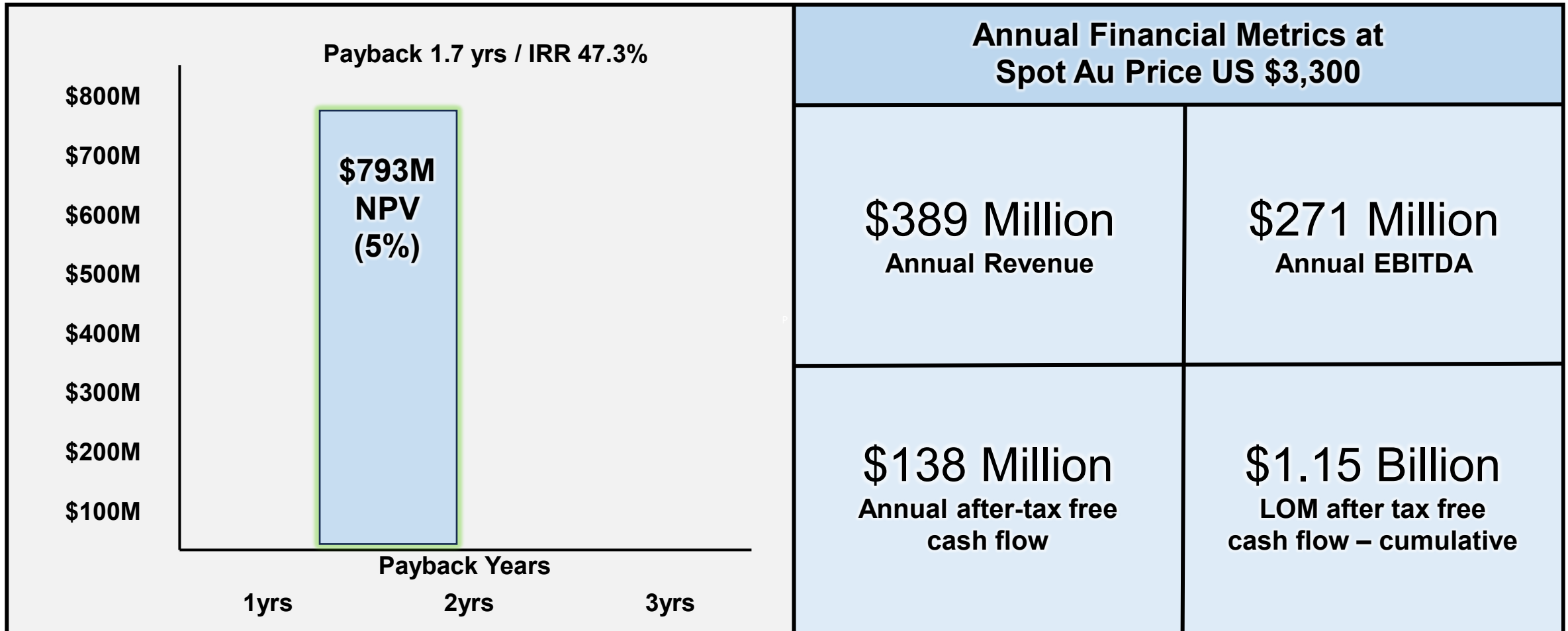
Certain statements contained herein regarding the Company and its operations constitute “forward-looking statements” within the meaning of the United States Private Securities Litigation Reform Act of 1995. All statements that are not historical facts, including without limitation statements regarding future estimates, plans, objectives, assumptions or expectations of future performance, are “forward-looking statements”. We caution you that such “forward looking statements” involve known and unknown risks and uncertainties that could cause actual results and future events to differ materially from those anticipated in such statements. Such risks and uncertainties include fluctuations in precious metal prices, unpredictable results of exploration activities, uncertainties inherent in the estimation of mineral reserves and resources, fluctuations in the costs of goods and services, problems associated with exploration and mining operations, changes in legal, social or political conditions in the jurisdictions where the Company operates, lack of appropriate funding and other risk factors, as discussed in the Company’s filings with Canadian and American Securities regulatory agencies. Resource and production goals and forecasts may be based on data insufficient to support them. Mr. Garry Biles, Canagold President & COO is the Qualified Person for the Company as required by NI43-101. The Company expressly disclaims any obligation to update any forward-looking statements. We seek Safe Harbour.

New Polaris - World Class Gold & Antimony Mine

Significant Gold Production ~100,000 gold ounces will be produced annually in years 2-8	High Gold Grade 9.94 g/t Reserve Grade	Low Operating Costs US \$1,247per oz AISC	 <div>Permitting in progress</div>
Low Initial CAPEX Projected initial Capex of C\$250M	Solid Ownership Sun Valley Investments 48.2% ownership	Antimony Production Potential  Over 5,000 tonnes of Sb production not included in revenue stream yet (pending additional work)	

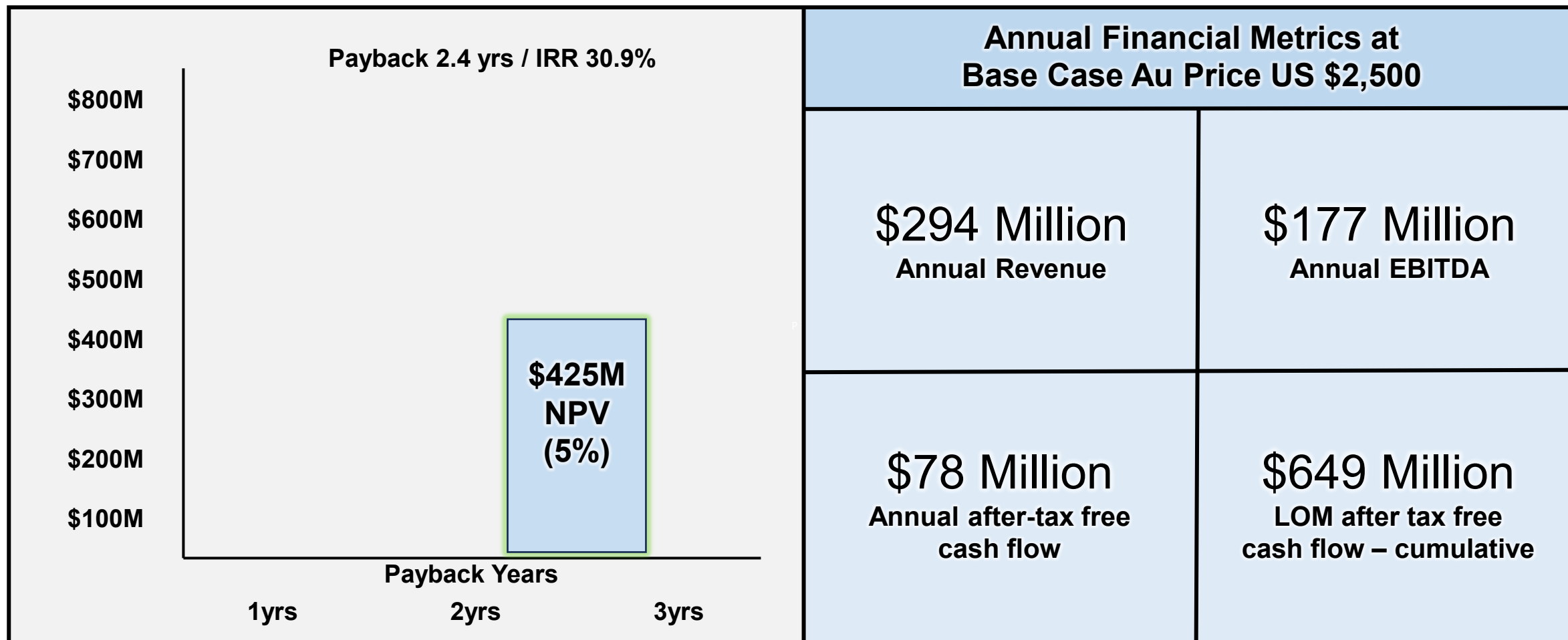
Gold prices are in US dollars. Assumes an exchange rate of 1.38 USD:CAD.

Project Financial Snapshot @ Spot Au Price US \$3,300



Gold prices are in US dollars. Assumes an exchange rate of 1.38 USD:CAD.
All other dollar (\$) figures are presented in CAD.

Project Financial Snapshot @ Base Au Price US \$2,500



Gold prices are in US dollars. Assumes an exchange rate of 1.38 USD:CAD.
All other dollar (\$) figures are presented in CAD.

2025 Feasibility Parameters @ \$2,500 Au

New Polaris Project FS Parameters

Base Case Economic Assumptions

Gold Price (US\$/oz)	\$2,500
Exchange Rate (C\$/US\$)	0.725
Discount Rate	5%

Contained Metals Mined

Contained Gold (koz)	904
Contained Antimony (tonnes)	5,173

Mining

Mine Life (years)	8.3
Ore (Mt)	2.8
Waste (Mt)	1.8
Total (Mt)	4.6

Processing


Processing Throughput (ktpa)	340
Average Diluted Gold Grade (g/t)	9.9

Gold Production

Gold Recovery (%)	89.1
LOM Recovered Gold in Concentrate (koz)	806
LOM Payable Gold Production (koz)	709
LOM Avg. Annual Gold Production (koz)	85.7

Operating Costs Per Tonne

Mining Cost (\$/t Milled)	\$135
---------------------------	-------



Operating Costs Per Tonne – Cont'd

Processing Cost (\$/t Milled)	\$64
G&A Cost (C\$/t Milled)	\$68
Total Operating Costs (\$/t Milled)	\$267

Other Costs

Concentrate Transportation to Smelter (\$/wmt)	\$1,089
--	---------

Cash Costs and All-in Sustaining Costs

LOM Cash Cost (US\$/oz AU)	\$997
LOM All-in Sustaining Cost (US\$/oz AU)	\$1,247

Capital Expenditures

Pre-production Capital Expenditures (\$M)	\$250
Sustaining Capital Expenditures (\$M)	\$225
Closure Expenditures (\$M)	\$21

Economics

After-Tax NPV (5%) (\$M)	\$425
After-Tax IRR %	30.9
After-Tax Payback Period (years)	2.4
After-Tax NPV / Initial Capex	1.7
Pre-Tax NPV (5%) (\$M)	\$667
Pre-Tax IRR %	38.4
Pre-Tax Payback Period (years)	2.3
Pre-Tax NPV / Initial Capex	2.7
LOM After-Tax Free Cash Flow (\$M)	649

- Cash costs are inclusive of mining costs, processing costs, site G&A, off-site charges and royalties
- AISC includes total cash cost, sustaining CAPEX and closure cost
- All dollar (\$) figures are presented in CAD unless otherwise stated. Base case gold price used in this economic analysis is US\$2,500 /oz Au.

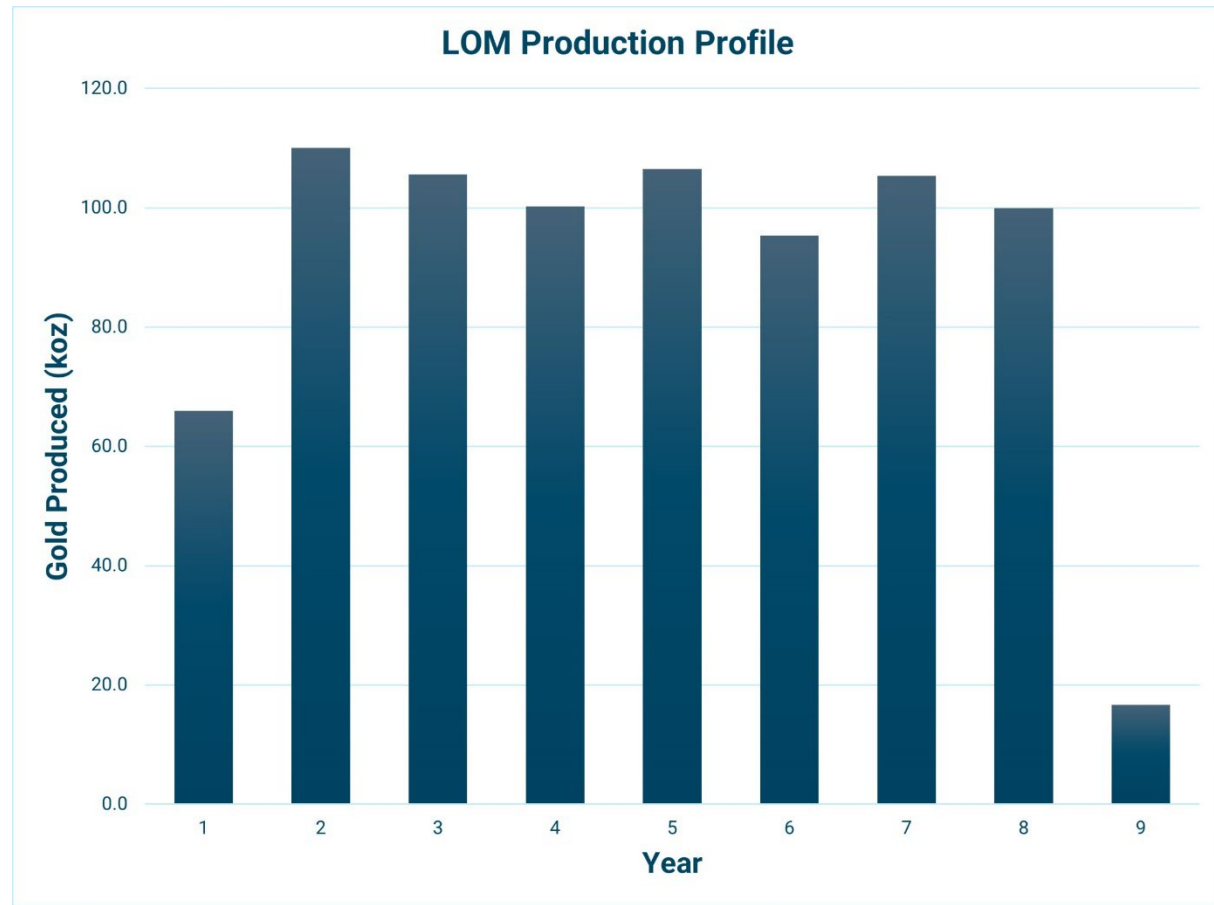
Production PROFILE

~100,000 oz
Average Annual Gold Production
Years 2-8

9.94 g/t gold
Average Gold Grade

US \$997/oz Au
Cash Cost

US \$1,247/oz Au
All In Sustaining Cost



- Cash costs are inclusive of mining costs, processing costs, site G&A, off-site charges and royalties
- AISC includes total cash cost, sustaining CAPEX and closure cost
- Assumes an exchange rate of 1.38 USD:CAD

PLANS FOR UNLOCKING THE ANTIMONY VALUE

- A total of 5,630 tonnes of Sb grading 0.6% is included in the Company's MRE estimated dated April 2, 2025
- A total 5,173 tonnes Sb is included in the FS mine plans
- The current FS does not yet include any revenue contribution from antimony. This is because the process flowsheet outlined in the Feasibility Study did not include production of an Sb concentrate

To capitalize further economic potential of antimony, the Company is advancing several key initiatives:

- Metallurgical Test Work: Test work has demonstrated viability of producing high-grade antimony-gold concentrate achieving 92% Sb recovery to a concentrate with 59% Sb and 98 g/t Au.
- Refining Studies: Ongoing evaluation of refining the antimony concentrate to produce high-purity Sb metal.
- Economic Optimization: Exploration Upside: Assessing opportunities for expanding antimony mineralization within the broader New Polaris property.



The uplift in project economics from antimony is being studied and will be announced when available.

UNDERGROUND MINING OVERVIEW

- Ramp accessed underground mine to 740 meters depth.

- Tonnes Mined:
 - Ore 2.8 million tonnes
 - Waste 1.8 million tonnes

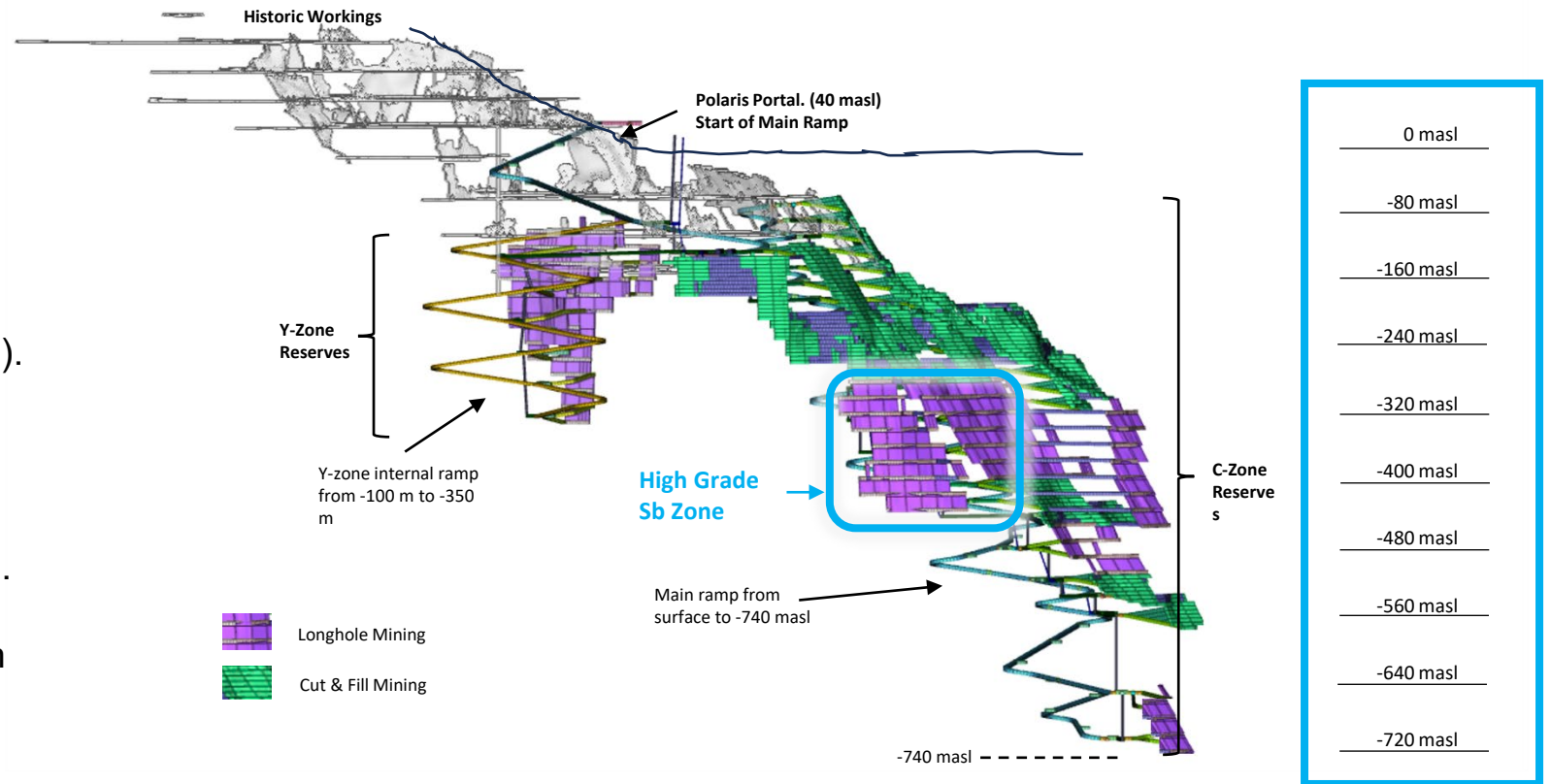
Two Mining Methods used:

- Mechanized cut-and-fill mining in narrower parts of the orebody (60%).
- Sublevel long-hole mining in wider parts of the orebody (40%).

- Waste Rock and Tailings used for backfill.

- Mine development and early construction activities will be by an experienced mining contractor.

- Operations will transition to an owner-operated model.



NEW POLARIS NI 43-101 MINERAL RESERVES & RESOURCES

New Polaris April 2, 2025 Gold Resource Estimate at 4 g/t cut-off

Resource Class	Tonnes (000's)	AU (g/t)	AU Metal Ozs (000's)
Indicated	2,965	11.6	1,107
Inferred	926	8.5	266

Antimony Resource Estimate within the Base Case Au Resource

Resource Class	Tonnes (000's)	Sb (%)	Sb Metal (Tonnes)
Indicated	860	0.65	5,630
Inferred	100	1.2	1,195

Notes on the Resource Tables:

1. The Mineral Resource Estimate was completed by Sue Bird, P.Eng., who is a Qualified Person as defined under NI 43-101.
2. Resources are reported using the 2014 CIM Definition Standards and were estimated using the 2019 CIM Best Practices Guidelines.
3. The base case Mineral Resource has been confined by "reasonable prospects of the eventual economic extraction" shape using the following assumptions:
 - Metal prices of US \$1,750/oz AU and Forex of 0.75 \$US:\$CDN
 - Payable metal of 99% Au
 - Offsite costs (refining, transport and insurance) of US \$7/oz
 - Mining cost of CDN \$82.78/t
 - Processing costs of CDN \$105.00/t and G&A and site costs of CDN \$66.00/t
 - Metallurgical Au recovery of 90.5%
4. The resulting Net Smelter Return per tonne of ore equation is: $NSR\ (CDN\ \$/t) = Au\ (g/t) \times 90.5\% \times CDN\ \$74.72/g\ Au$.
5. The specific gravity is 2.81 for the entire deposit.
6. The Antimony Resource is reported as a subset of the total Mineral resource at the 4 g/t Au cutoff.
7. The Sb is a by-product of the Au processing and therefore is reported using the same Classification as the Au resource at the 4 gpt Au cutoff.
8. Numbers may not add due to rounding.

Mineral Reserves

Reserve Class	Tonnes (000's)	AU (g/t)	AU Metal Ozs (000's)
Probable	2,830	9.94	904
Total	2,830	9.94	904

Notes on the Reserve Table:

1. This Mineral Reserve Estimate has an effective date of July 10, 2025 and is based on the updated Mineral Resource Estimate issued on February 21, 2025 by Moose Mountain Technical Services.
2. The Mineral Reserve Estimate was completed under the supervision of Dino Pilotto, P.Eng., of JDS Energy and Mining Inc., who is a Qualified Person as defined under NI 43-101.
3. A cut-off grade of 6.0 g/t Au was used to define reserves for production and a 4.2 g/t Au marginal cut-off value for development ore, based on a gold metal price of US \$2,245/oz., exchange rate of CDN \$1.39=US \$1.00.
4. Processing costs of CDN \$88/t ore, CDN \$105/t mining costs, G&A costs of CDN \$67/t ore, gold processing recovery of 89.75%, and payable gold of 90%.



PROJECT VALUE ENHANCEMENT OPPORTUNITIES & CLEAN ENERGY

Opportunities to Enhance Project Value and Reduce Carbon Footprint

The 2025 FS clearly demonstrates that New Polaris is an economically viable project.

Several key opportunities have the potential to significantly increase the value while simultaneously reducing its environmental impact:

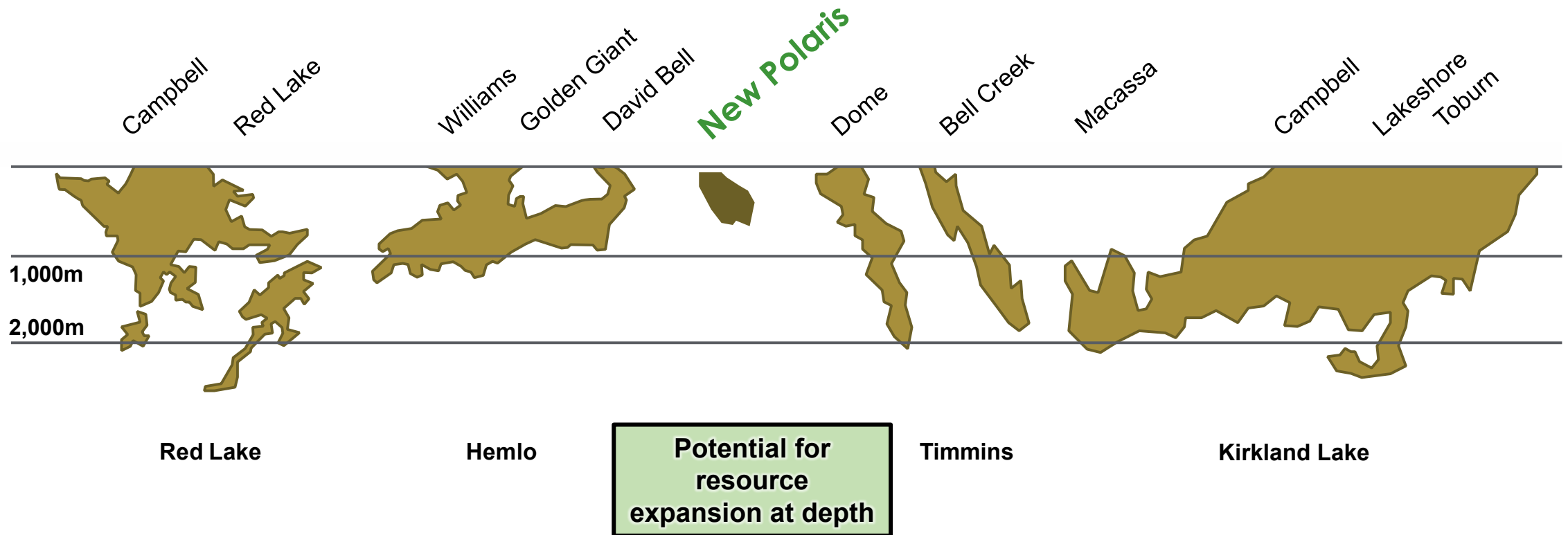
Antimony Recovery Optimization: Ongoing metallurgical test work is optimizing flotation and refining conditions for antimony. Successful antimony recovery and processing will unlock substantial additional revenue.

Renewable Energy Integration: An engineering study is underway to assess the feasibility of constructing a run-of-river hydroelectric facility. This could replace a significant portion of the diesel-generated power, leading to a major reduction in CO₂ emissions and a corresponding decrease in energy costs—ultimately contributing to lower operating expenses.

Resource Expansion Potential: The mesothermal gold deposit remains open at depth and along strike, offering potential for resource expansion beyond the current 8.3-year mine life outlined in the Feasibility Study.

In addition, 2024 drilling north of the historic mining area intersected multiple mineralized veins, further supporting the opportunity to increase the defined resource base.

Mesothermal Gold Deposits vs New Polaris Gold Deposit



NEW POLARIS LOCATION & HISTORY

LOCATION

Northwestern B.C. - 60 km NE of Juneau, Alaska and 100 km south of Atlin, B.C. within the Taku River Tlingit First Nation traditional territory.

HISTORICAL PRODUCTION

Production History - 232,000 oz during 1938-42, 1946-51.

PROPERTY

61 crown grants and 1 claim totaling 2,750 acres (1100 hectares), a 760 ft (230m) deep internal shaft, 2 adits and 11 miles (18km) of underground mine workings.

Active exploration permit from the B.C. government.

MINERALIZATION

Mesothermal gold vein system, similar geology and high grade gold mineralization to Red Lake Camp, ON.

Contains high grade Antimony resource.



NEW POLARIS COMMUNITY ENGAGEMENT



Opening Ceremonies at the HAA KUSTEEYÍ Celebration in ÁATLEIN (Atlin) BC

- Canagold has maintained a long-standing and respectful relationship with the TRTFN, having operated within their traditional territory since 1990.
- In February 2023, Canagold and the TRTFN established a Technical Working Group (TWG) to facilitate focused collaboration on the New Polaris Project. Bi-weekly meetings have been held consistently.
- Several open houses and community engagement sessions have been conducted to ensure transparent and inclusive dialogue with TRTFN citizens.
- Canagold remains firmly committed to continuing meaningful engagement with Indigenous communities, both in Canada and Alaska, as the project progresses.



PERMITTING



**EPIC**

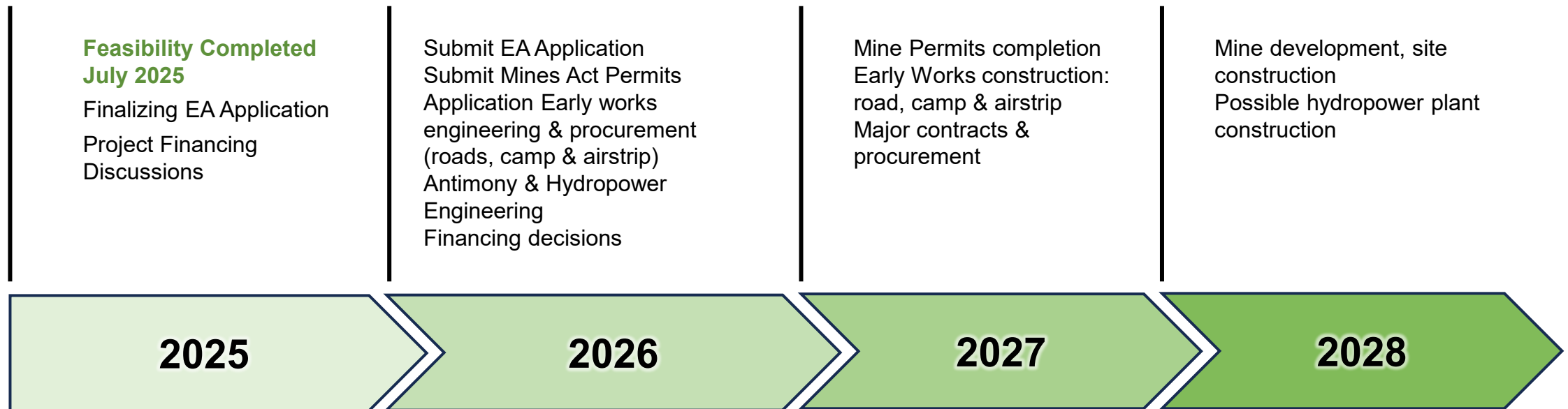
New Polaris Gold Mine

Environmental Assessment

In Progress

- Officially entered the BC Environmental Permitting process in March 2023.
- Collaborative agreement signed with the Taku River Tlingit First Nation (TRTFN) in March 2023.
- Detailed project description submitted to BC Environmental Assessment Office (BCEAO) In July 2024.
- Process Order issued by BCEAO in January 2025.
- Canagold and the Taku River Tlingit First Nation (TRTFN) formed a Technical Working Group which meets on a Bi-weekly basis to facilitate their input into the design and operating parameters for the project.
- Community engagement, information sharing, consultation sessions are ongoing throughout the Environmental Assessment process.

PROJECT TIMELINE



INVESTORS INFORMATION



ONE YEAR CHART Jan. 19, 2026 | Source: Stockwatch



CCM

SHARES
OUTSTANDING
184.1M



CRCUF

DSU/RSU
1.5M/1.4M



CANA

OPTIONS
900K

RECENT SHARE PRICE

C\$0.48

CURRENT MARKET CAP

C\$90M

Top Shareholder: Sun Valley Investments (48.25%)

Analyst Coverage: Taylor Combaluzier, Red Cloud

Experienced Management



CEO
**Catalin
Kilofliski**

25+ years of leadership and extensive expertise in mining, senior management, capital markets, Former Director, Corporate Development for Tudor Gold Corp.



**Director and Chief
Technical Officer**
Mike Doyle
M.Sc. M.Eng.

Geologist and engineer with over 35 years global experience. Mining and exploration with Rio Tinto, Inmet, Wardell-Armstrong and Sun Valley Investments.



**President and Chief
Operations Officer**
Garry Biles
P. Eng.

Engineer with 40+ years experience. 16 years as General Manager of 4 producing gold mines: Eskay Creek, Seabee, Jolu and Bellavista.



CFO
**Mihai
Draguleasa**
CPA

Formerly with Deloitte and Ernst & Young. Mining related financial work includes due diligence reviews, audits, and tax recovery projects for large and medium mining companies.



**SVP
Operations**
**Colm
Keogh**
P. Eng

Professional Mining Engineer for 30+ years. Supporting projects through feasibility, development, operations to closure. Previous work with Billiton Metals, Inco Gold, Barrick Gold Anglo American, Eldorado Gold, others.



**SVP Sustainability
and Permitting**
**Chris
Pharness**

Environmental professional with 30 years of experience in environmental and regulatory compliance, project permitting and community engagement. Previous 10 years with Barkerville Gold Mines/Osisko Development Corp.



**VP Permitting
and Compliance**
**Collen
Middleton**
RP.Bio. P.Biol.

Biologist with 20+ years experience in environmental consulting and regulatory permitting across western Canada. Background in soil and water science, reclamation, and wetlands. Served four years on the Board of the Alberta Society of Professional Biologists.

Experienced Management



Director, Chair
Sofia Bianchi
BA

13 years of board experience in multiple private and public companies. Former Chair of Corporate Governance, Member of Audit, Technical and Remuneration Committees of Endeavour Mining.



Director
Dr. Carmen Letton
PhD

"100 Global Inspirational Women in Mining." P. Eng. with 35 years in the Americas, Australia, Asia, Europe and Africa. Former non-executive director of Endeavour Mining Corp, non-executive director of Gold Fields. Positions with Anglo American, BHP Billiton, Rio Tinto and Newmont.




Director
Andrew Trow
B. Comm.

Chartered Accountant with 15 years in financial and operational restructurings, fund management in special situations, private equity and debt. Former investment manager at BlueCrest Capital Management (UK) LLP.



Director, Chief Technical Officer
Mike Doyle
M.Sc, M.Eng.

Geologist and engineer with over 35 years global experience. Mining and exploration with Rio Tinto, Inmet, Wardell- Armstrong and Sun Valley Investments.



Director
Kadri Dagdelen
M.Sc. B.Sc.

Colorado School of Mines, Associate Professor and Professor in Mining Former Director of Randgold Resources and held various management roles at Homestake Mining.

